




Chroma-Q®
BRILLIANT SOLUTIONS

Color Force II Plus™



Premium LED Cyc, Wash & Effects Lighting
Simply Amazing!

Chroma-Q® Color Force II Plus™

Premium LED Cyc, Wash & Effects Lighting Simply Amazing!

Once again, Chroma-Q impresses with Color Force II Plus, the updated version of the renowned Color Force II™ professional luminaire.


The Color Force II Plus boasts enhanced brightness and a richer palette, while maintaining the same form factor and character as the market-leading original. The innovative optical system with individually controlled pixels provides smooth, beautiful and even coverage for any cyc or surface with no unsightly colour shadowing.

Designed for a variety of applications where powerful and precise lighting is essential, including cyc, flood and wall washing up to 12m.

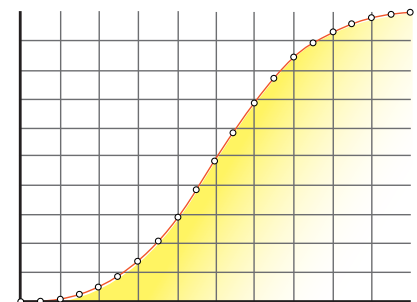
Available in 1.8m / 6 ft, 1.2m / 4 ft, and 0.3m / 1 ft versions.

Key Features:

- Featuring Chroma-Q's proven award-winning technology
- Fully useable along side original Color Force II
- Over 4500 / 18,000 / 27,000 hot lumens respectively
- Extremely smooth, uniform output
- Unmatched cyc evenness
- Homogenised RGBA colour mixing
- Rich saturated colours and smooth pastel colours
- Pixel control to 76mm / 3 in increments
- High CRI of 92
- Theatrical grade dimming
- Rugged extruded aluminium body
- Built-in power supply
- Chroma-Q ColorSure™ calibration means superior fixture-to-fixture consistency
- Works great in theatre, TV, concert touring, exhibitions, or corporate events
- Optional internal LumenRadio
- Touchscreen user interface



Even wash



Theatrical grade dimming



Homogenised Output – Superior Colour Blend & No Unsightly Colour-Mixing Shadows

Using the very latest fully homogenised optics found in the award winning Chroma-Q product range, the Color Force II Plus fixtures' output is a single, clean and pure beam of light, delivering a superior colour blend with no unsightly colour-mixing shadows.

The homogenised optics and improved Chroma-Q technology provide even brighter, richer, higher quality saturates and pastels, and a purer white - all from a single source.

Theatrical Grade Dimming

Theatrical grade dimming emulates the extremely smooth dimming curve of tungsten fixtures.



© Katja Tauberman



© Ros Kavanagh



© Phoenix Dance Theatre - SB Lite



Colour Consistency

Proprietary calibration technologies ensure each Color Force II Plus leaves the factory colour matched, delivering completely consistent colours unit to unit even side by side.

Even More Creative Control

The new models also provide more creative control, with twice as many light engines accommodated within the same fixture lengths – providing independently controllable cells every 3 inches.

“Simply Amazing”

When you are ready for new fixtures the choice remains simple.

Schedule a demo of the Color Force II Plus today and continue to be amazed.

*Images shown are using original Color Force II units



© Anna Barclay



© Lindsay Cave @ loosplat

Technical Specification

Color Force II 12 Plus™

NUMBER OF LIGHT ENGINES	4
LUMEN OUTPUT (MAX.)	4,500
POWER CONSUMPTION (MAX.)	133W
NET DIMENSIONS (LxHxD)	335mm x 190mm x 218mm 13.2" x 7.5" x 8.6"
NET WEIGHT	5KG/11.2lb
CONNECTIONS	Power Neutrik powerCON TRUE 1 Data Neutrik XLR 5 - pin
WIRELESS DMX	Optional LumenRadio CRMX
IP RATING	IP20
CCT	1,000k - 10,000k
CRI	Up to 92

Patents Pending

Color Force II 48 Plus™

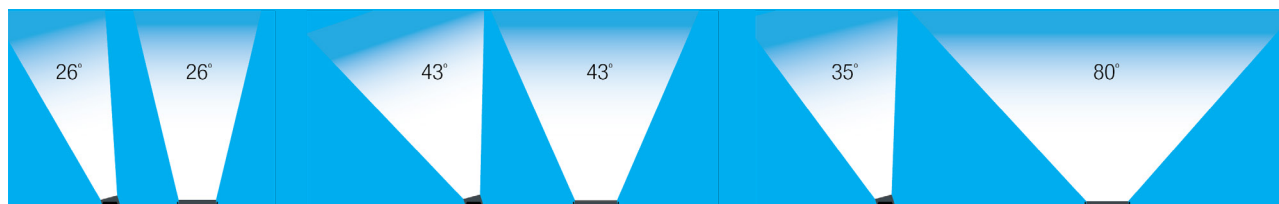
NUMBER OF LIGHT ENGINES	16
LUMEN OUTPUT (MAX.)	18,000
POWER CONSUMPTION (MAX.)	533W
NET DIMENSIONS (LxHxD)	1,181mm x 165mm x 191mm 46.5" x 6.5" x 7.5"
NET WEIGHT	18KG/40lb
CONNECTIONS	Power Neutrik powerCON TRUE 1 Data Neutrik XLR 5 - pin
WIRELESS DMX	Optional LumenRadio CRMX
IP RATING	IP20
CCT	1,000k - 10,000k
CRI	Up to 92

Color Force II 72 Plus™

NUMBER OF LIGHT ENGINES	24
LUMEN OUTPUT (MAX.)	27,000
POWER CONSUMPTION (MAX.)	800W
NET DIMENSIONS (LxHxD)	1,759mm x 165mm x 191mm 69.25" x 6.5" x 7.5"
NET WEIGHT	24kg / 53lb
CONNECTIONS	Power Neutrik powerCON TRUE 1 Data Neutrik XLR 5 - pin
WIRELESS DMX	Optional LumenRadio CRMX
IP RATING	IP20
CCT	1,000K - 10,000K
CRI	Up to 92

Optics

All models can be supplied with a full range of accessories, including Border and Cyc optics, giving the following approximate beam angles:



STANDARD 22° X 22° (approx)

BORDER OPTIC 43° X 43° (approx)

CYC OPTIC 80° X 35° (approx)



Touch Display Panel For Easy Navigation



Power And Data Through Connections



Tool-Less Tilt Adjustment Allowing Side-By-Side Fixture Placement

To arrange your personal demonstration or for more information, contact us at:
sales@chroma-q.com
 or visit **www.chroma-q.com/color-force-ii-plus**



Chroma-Q®
BRILLIANT SOLUTIONS

CHROMA-Q VERTRIEB DEUTSCHLAND



Feiner Lichttechnik GmbH, Donaustaufersstraße 93, 93059 Regensburg www.feiner-lichttechnik.de